


Luminaire Photograph



Light Output Ratio:	54.2%	
Luminaire Power:	15.84 W	
SHR Nominal:	0.50	Calculated using the TM5
SHR Maximum:	0.60	fine grid method.

C Range: 0 - 360DEG
C Interval: 30.0DEG
Test Speed: HIGH
Temperature: 25.3 °C
Operators: zoe
Test Date: 2024-12-24

Range: 0 - 180DEG
Interval: 1.0DEG
Test System: EVERFINE GO-SPEX500_V1 SYSTEM V2.00.461
Humidity: 65.0%
Test Distance: 3.160m [K=1.0000]
Remarks: LAMP: NF2W757GRT-V4 Ra: 90
LENS: KY-XLZ148-36R
NOT DRIVER: 48V
30minutes warm-up

LUMINOUS INTENSITY DISTRIBUTION DIAGRAM

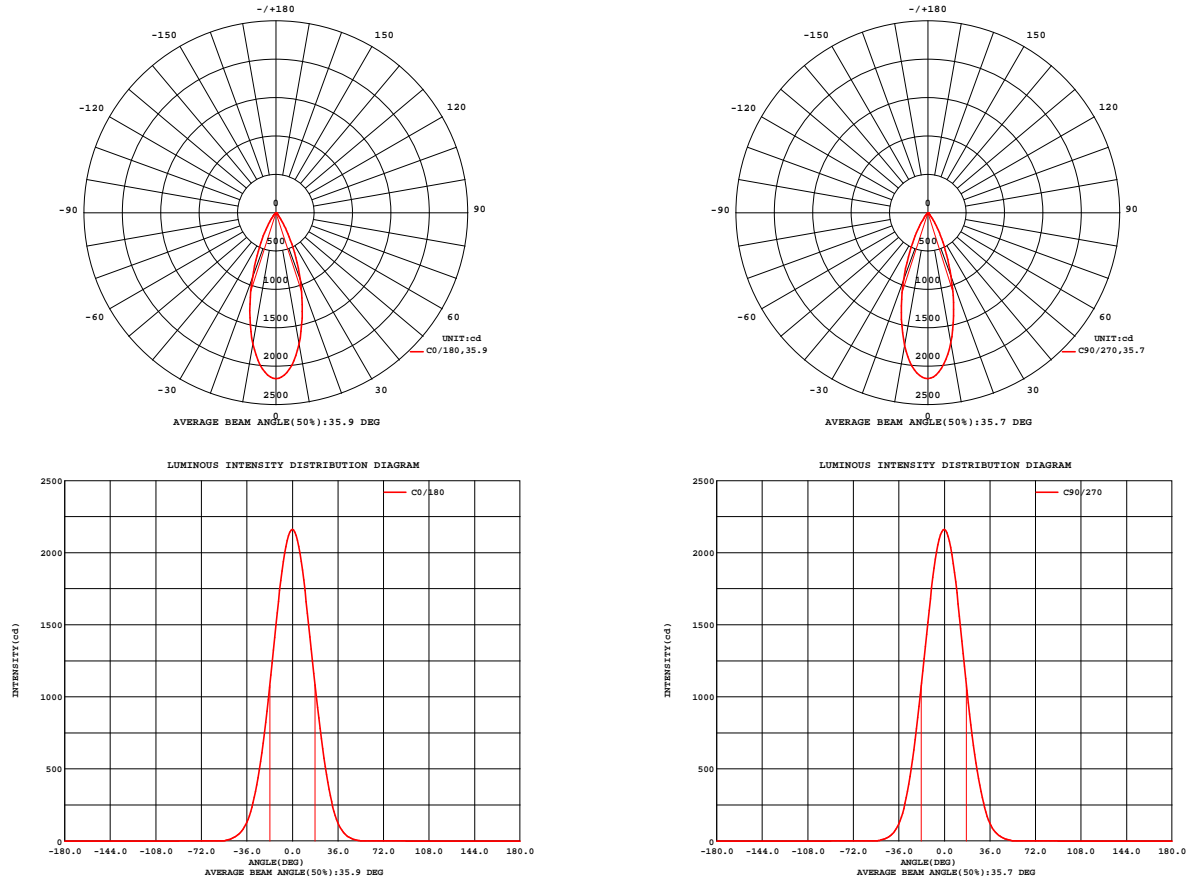


Fig. C0/C180

Fig. C90/C270

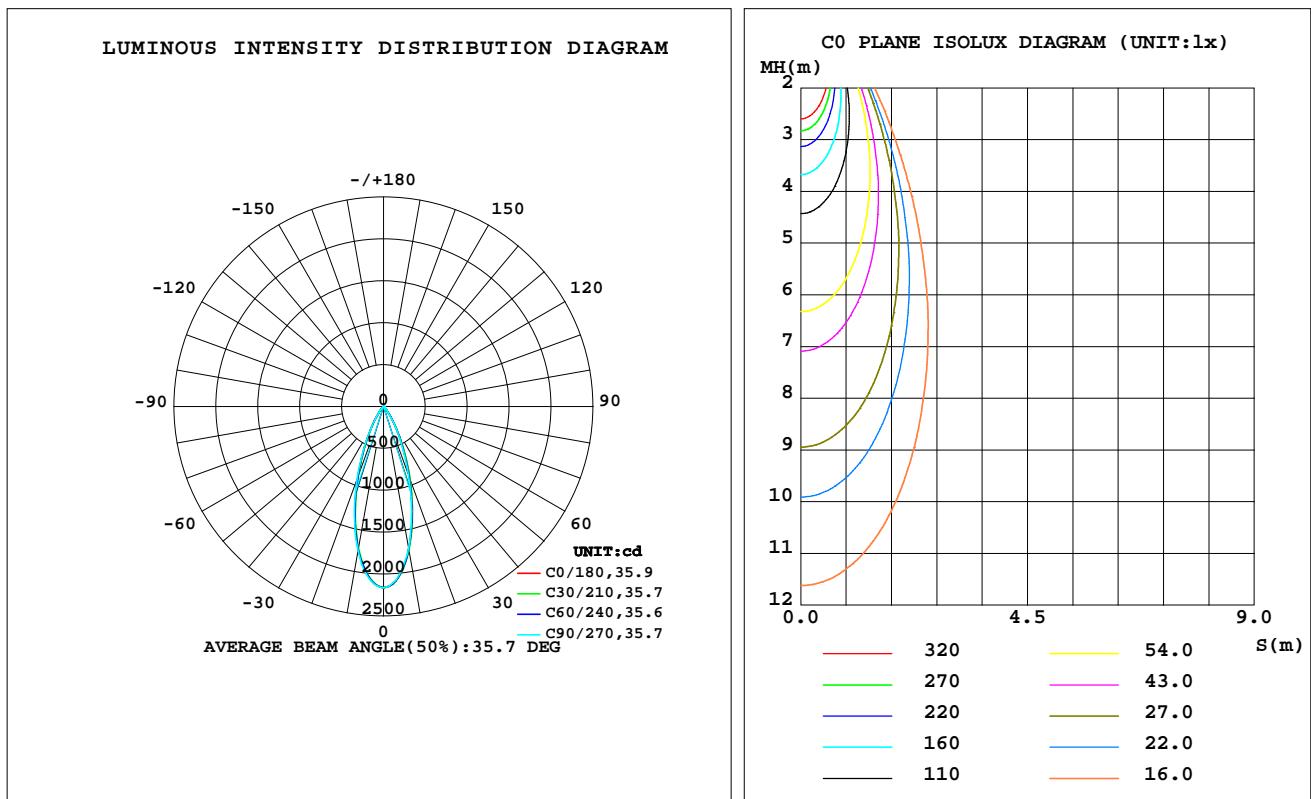
C Range: 0 - 360DEG
C Interval: 30.0DEG
Test Speed: HIGH
Temperature: 25.3 °C
Operators: zoe
Test Date: 2024-12-24

Range: 0 - 180DEG
Interval: 1.0DEG
Test System: EVERFINE GO-SPEX500_V1 SYSTEM V2.00.461
Humidity: 65.0%
Test Distance: 3.160m [K=1.0000]
Remarks: LAMP: NF2W757GRT-V4 Ra: 90
LENS: KY-XLZ148-36R
NOT DRIVER: 48V
30minutes warm-up

LUMINAIRE PHOTOMETRIC TEST REPORT

Test:U:47.997V I:0.3301A P:15.844W PF:1.0000 Freq:49.99Hz Lamp Flux:1709.4x1 lm		
NAME: OZ48-KD-16	TYPE:	WEIGHT:
SPEC.: 3000K	DIM.:	SERIAL No.: 2412241506
MFR.: RISE	SUR.: 0.00413m2	Shielding Angle:

DATA OF LAMP		PHOTOMETRIC DATA Eff: 58.45 lm/W			
MODEL	Nichia	I _{max} (cd)	2161	S/MH(C0/180)	0.58
NOMINAL POWER(W)	16	LOR(%)	54.2	S/MH(C90/270)	0.59
RATED VOLTAGE(V)	48	TOTAL FLUX(lm)	926.08	UP,DN(C0-180)	0.0,26.9
NOMINAL FLUX(lm)	1709.4	CIE CLASS	DIRECT	UP,DN(C180-360)	0.0,27.2
LAMPS INSIDE	1	up(%)	0.0	CIBSE SHR NOM	0.50
TEST VOLTAGE(V)	48	down(%)	54.2	CIBSE SHR MAX	0.60



C Range: 0 - 360DEG
C Interval: 30.0DEG
Test Speed: HIGH
Temperature:25.3℃
Operators:zoe
Test Date:2024-12-24

Range: 0 - 180DEG
Interval: 1.0DEG
Test System:EVERFINE GO-SPEX500_V1 SYSTEM V2.00.461
Humidity:65.0%
Test Distance:3.160m [K=1.0000]
Remarks: LAMP:NF2W757GRT-V4 Ra:90
LENS:KY-XLZ148-36R
NOT DRIVER:48V
30minutes warm-up

ZONAL FLUX DIAGRAM

ZONAL FLUX DIAGRAM:

	C0	C45	C90	C135	C180	C225	C270	C315		zone	total	%lum,lamp
10	1736	1741	1722	1710	1738	1728	1755	1771	0- 10	185.1	185.1	20,10.8
20	926.0	913.6	880.1	867.6	899.6	893.0	933.0	959.3	10- 20	362.8	547.9	59.2,32.1
30	314.9	315.9	300.4	289.1	303.2	288.6	301.9	320.1	20- 30	257.2	805.1	86.9,47.1
40	66.23	67.93	65.79	65.56	70.10	60.45	59.42	61.45	30- 40	96.97	902.1	97.4,52.8
50	8.148	8.751	9.234	9.088	9.445	6.594	6.709	6.788	40- 50	22.11	924.2	99.8,54.1
60	0.1706	0.1805	0.1716	0.1705	0.1505	0.1017	0.0903	0.1092	50- 60	1.779	926.0	100,54.2
70	0.0416	0.0341	0.0306	0.0310	0.0354	0.0264	0.0288	0.0281	60- 70	0.0589	926.0	100,54.2
80	0.0332	0.0228	0.0254	0.0192	0.0270	0.0170	0.0221	0.0189	70- 80	0.0269	926.1	100,54.2
90	0	0	0	0	0	0	0	0	80- 90	0.0194	926.1	100,54.2
100	0	0	0	0	0	0	0	0	90-100	0	926.1	100,54.2
110	0	0	0	0	0	0	0	0	100-110	0	926.1	100,54.2
120	0	0	0	0	0	0	0	0	110-120	0	926.1	100,54.2
130	0	0	0	0	0	0	0	0	120-130	0	926.1	100,54.2
140	0	0	0	0	0	0	0	0	130-140	0	926.1	100,54.2
150	0	0	0	0	0	0	0	0	140-150	0	926.1	100,54.2
160	0	0	0	0	0	0	0	0	150-160	0	926.1	100,54.2
170	0	0	0	0	0	0	0	0	160-170	0	926.1	100,54.2
180	0	0	0	0	0	0	0	0	170-180	0	926.1	100,54.2
DEG	LUMINOUS INTENSITY:cd									UNIT:lm		

C Range: 0 - 360DEG
C Interval: 30.0DEG
Test Speed: HIGH
Temperature:25.3℃
Operators:zoe
Test Date:2024-12-24

Range: 0 - 180DEG
Interval: 1.0DEG
Test System:EVERFINE GO-SPEX500_V1 SYSTEM V2.00.461
Humidity:65.0%
Test Distance:3.160m [K=1.0000]
Remarks: LAMP:NF2W757GRT-V4 Ra:90
LENS:KY-XLZ148-36R
NOT DRIVER:48V
30minutes warm-up

LUMINANCE LIMITATION CURVES

Test:U:47.997V I:0.3301A P:15.844W PF:1.0000 Freq:49.99Hz
Lamp Flux:1709.4x1 lm

NAME: OZ48-KD-16

TYPE:

WEIGHT:

SPEC.: 3000K

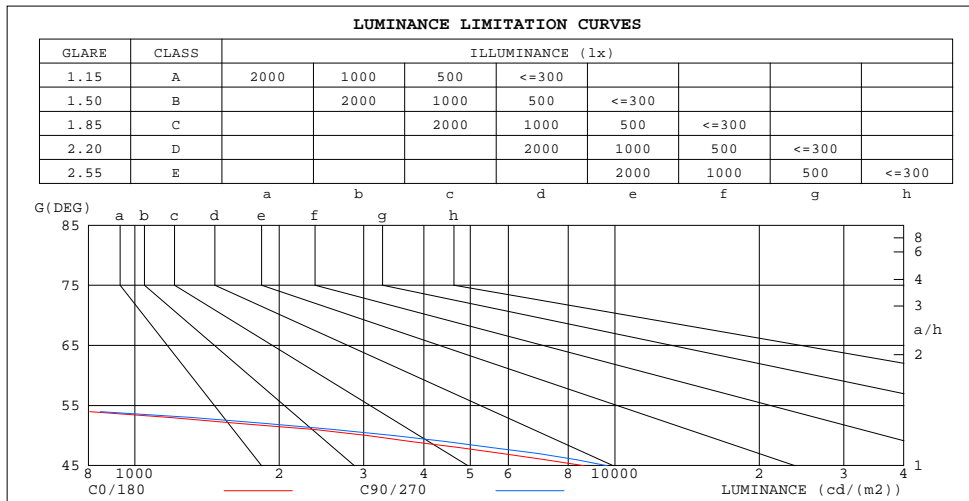
DIM.:

SERIAL No.: 2412241506

MFR.: RISE

SUR.: 0.00413m2

Shielding Angle:



LUMINANCE cd/(m2)		
G(180)	C0/180	C90/270
85	86	63
80	46	35
75	35	24
70	29	22
65	33	24
60	83	83
55	512	536
50	3069	3481
45	8631	9640

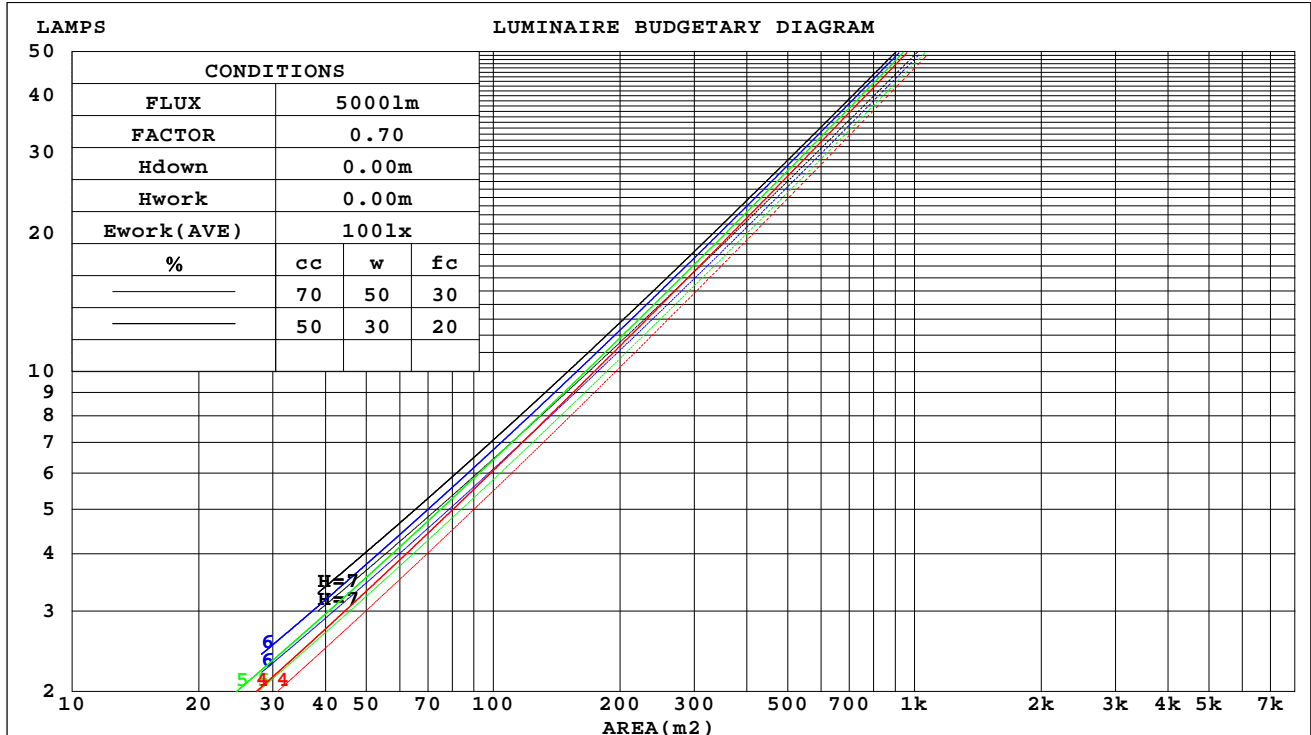
C Range: 0 - 360DEG
C Interval: 30.0DEG
Test Speed: HIGH
Temperature:25.3℃
Operators:zoe
Test Date:2024-12-24

Range: 0 - 180DEG
Interval: 1.0DEG
Test System:EVERFINE GO-SPEX500_V1 SYSTEM V2.00.461
Humidity:65.0%
Test Distance:3.160m [K=1.0000]
Remarks: LAMP:NF2W757GRT-V4 Ra:90
LENS:KY-XLZ148-36R
NOT DRIVER:48V
30minutes warm-up

CU AND LUMINAIRE BUDGETARY ESTIMATE DIAGRAM

Test:U:47.997V I:0.3301A P:15.844W PF:1.0000 Freq:49.99Hz Lamp Flux:1709.4x1 lm		
NAME: OZ48-KD-16	TYPE:	WEIGHT:
SPEC.: 3000K	DIM.:	SERIAL No.: 2412241506
MFR.: RISE	SUR.: 0.00413m2	Shielding Angle:

cc	80%			70%			50%			30%			10%			0
w	50%	30%	10%	50%	30%	10%	50%	30%	10%	50%	30%	10%	50%	30%	10%	0
fc	20%			20%			20%			20%			20%			0
RCR	RCR:Room Cavity Ratio															



C Range: 0 - 360DEG
C Interval: 30.0DEG
Test Speed: HIGH
Temperature:25.3℃
Operators:zoe
Test Date:2024-12-24

Range: 0 - 180DEG
Interval: 1.0DEG
Test System:EVERFINE GO-SPEX500_V1 SYSTEM V2.00.461
Humidity:65.0%
Test Distance:3.160m [K=1.0000]
Remarks: LAMP:NF2W757GRT-V4 Ra:90
LENS:KY-XLZ148-36R
NOT DRIVER:48V
30minutes warm-up

WEC AND CCEC

Test:U:47.997V I:0.3301A P:15.844W PF:1.0000 Freq:49.99Hz Lamp Flux:1709.4x1 lm		
NAME: OZ48-KD-16	TYPE:	WEIGHT:
SPEC.: 3000K	DIM.:	SERIAL No.: 2412241506
MFR.: RISE	SUR.: 0.00413m2	Shielding Angle:

cc	80%			70%			50%			30%			10%			0	
w	50%	30%	10%	50%	30%	10%	50%	30%	10%	50%	30%	10%	50%	30%	10%	0	
fc	20%			20%			20%			20%			20%			0	
RCR	RCR:Room Cavity Ratio						Wall Exitance Coefficients(WEC)										
0.0																	
1.0	.084	.048	.015	.081	.046	.015	.074	.042	.014	.068	.039	.013	.062	.036	.012		
2.0	.079	.044	.013	.076	.042	.013	.071	.039	.012	.066	.037	.012	.061	.034	.011		
3.0	.075	.040	.012	.073	.039	.012	.068	.037	.011	.063	.035	.011	.059	.033	.010		
4.0	.071	.037	.011	.069	.036	.011	.065	.034	.010	.061	.033	.010	.058	.031	.010		
5.0	.068	.034	.010	.066	.034	.010	.062	.032	.010	.059	.031	.009	.056	.030	.009		
6.0	.065	.032	.009	.063	.032	.009	.060	.031	.009	.057	.030	.009	.054	.029	.008		
7.0	.062	.030	.009	.060	.030	.009	.058	.029	.008	.055	.028	.008	.053	.027	.008		
8.0	.059	.029	.008	.058	.028	.008	.055	.028	.008	.053	.027	.008	.051	.026	.008		
9.0	.057	.027	.008	.056	.027	.008	.053	.026	.007	.051	.026	.007	.050	.025	.007		
10.0	.054	.026	.007	.053	.026	.007	.052	.025	.007	.050	.025	.007	.048	.024	.007		

cc	80%			70%			50%			30%			10%			0
w	50%	30%	10%	50%	30%	10%	50%	30%	10%	50%	30%	10%	50%	30%	10%	0
fc	20%			20%			20%			20%			20%			0
RcR	RcR:Room Cavity Ratio			Ceiling Cavity Exitance Coefficients(CCEC)												
0.0	.103	.103	.103	.088	.088	.088	.060	.060	.060	.035	.035	.035	.011	.011	.011	
1.0	.092	.085	.079	.079	.073	.068	.054	.050	.047	.031	.029	.027	.010	.009	.009	
2.0	.083	.072	.063	.071	.062	.054	.049	.043	.038	.028	.025	.022	.009	.008	.007	
3.0	.075	.061	.050	.065	.053	.044	.044	.037	.031	.026	.022	.018	.008	.007	.006	
4.0	.069	.053	.041	.059	.046	.036	.041	.032	.025	.024	.019	.015	.008	.006	.005	
5.0	.064	.047	.034	.055	.040	.030	.038	.028	.021	.022	.017	.012	.007	.005	.004	
6.0	.060	.042	.029	.051	.036	.025	.035	.025	.018	.021	.015	.010	.007	.005	.003	
7.0	.056	.037	.024	.048	.032	.021	.033	.023	.015	.019	.013	.009	.006	.004	.003	
8.0	.053	.034	.021	.045	.029	.018	.031	.021	.013	.018	.012	.008	.006	.004	.003	
9.0	.050	.031	.018	.043	.027	.016	.030	.019	.011	.017	.011	.007	.006	.004	.002	
10.0	.047	.028	.016	.041	.025	.014	.028	.017	.010	.017	.010	.006	.005	.003	.002	

C Range: 0 - 360DEG
C Interval: 30.0DEG
Test Speed: HIGH
Temperature:25.3℃
Operators:zoe
Test Date:2024-12-24

Range: 0 - 180DEG
Interval: 1.0DEG
Test System:EVERFINE GO-SPEX500_V1 SYSTEM V2.00.461
Humidity:65.0%
Test Distance:3.160m [K=1.0000]
Remarks: LAMP:NF2W757GRT-V4 Ra:90
LENS:KY-XLZ148-36R
NOT DRIVER:48V
30minutes warm-up

UGR(Unified Glare Rating) Table

Test:U:47.997V I:0.3301A P:15.844W PF:1.0000 Freq:49.99Hz Lamp Flux:1709.4x1 lm										
NAME: OZ48-KD-16					TYPE:			WEIGHT:		
SPEC.: 3000K					DIM.:			SERIAL No.: 2412241506		
MFR.: RISE					SUR.: 0.00413m2			Shielding Angle:		
ceiling/cavity	0.7	0.7	0.5	0.5	0.3	0.7	0.7	0.5	0.5	0.3
walls	0.5	0.3	0.5	0.3	0.3	0.5	0.3	0.5	0.3	0.3
working plane	0.2	0.2	0.2	0.2	0.2	0.2	0.2	0.2	0.2	0.2
Room dimensions	Viewed crosswise					Viewed endwise				
x = 2H y = 2H	12.7	13.5	12.9	13.7	13.8	12.5	13.3	12.7	13.5	13.6
3H	12.6	13.3	12.8	13.5	13.7	12.3	13.1	12.6	13.3	13.5
4H	12.5	13.2	12.8	13.4	13.6	12.3	13.0	12.5	13.2	13.4
6H	12.4	13.1	12.7	13.3	13.5	12.2	12.8	12.5	13.1	13.3
8H	12.4	13.0	12.7	13.2	13.5	12.1	12.8	12.4	13.0	13.3
12H	12.3	12.9	12.6	13.2	13.5	12.1	12.7	12.4	13.0	13.2
4H 2H	12.5	13.2	12.8	13.4	13.6	12.3	13.0	12.5	13.2	13.4
3H	12.3	12.9	12.6	13.2	13.5	12.1	12.7	12.4	13.0	13.2
4H	12.2	12.8	12.6	13.1	13.4	12.0	12.5	12.3	12.8	13.1
6H	12.1	12.6	12.5	12.9	13.3	11.9	12.4	12.3	12.7	13.0
8H	12.1	12.5	12.5	12.9	13.2	11.8	12.3	12.2	12.6	13.0
12H	12.0	12.4	12.4	12.8	13.2	11.8	12.2	12.2	12.6	13.0
8H 4H	12.1	12.5	12.5	12.9	13.2	11.8	12.3	12.2	12.6	13.0
6H	12.0	12.3	12.4	12.7	13.1	11.7	12.1	12.2	12.5	12.9
8H	11.9	12.2	12.3	12.6	13.1	11.7	12.0	12.1	12.4	12.9
12H	11.8	12.1	12.3	12.6	13.0	11.6	11.9	12.1	12.3	12.8
12H 4H	12.0	12.4	12.4	12.8	13.2	11.8	12.2	12.2	12.6	13.0
6H	11.9	12.2	12.3	12.6	13.1	11.7	12.0	12.1	12.4	12.9
8H	11.8	12.1	12.3	12.6	13.0	11.6	11.9	12.1	12.3	12.8
Variations with the observer position at spacings(CIE Pub.117):										
S = 1.0H	+ 3.4 / -27.9					+ 3.5 / -28.0				
1.5H	+ 5.8 / -20.1					+ 5.8 / -20.3				
2.0H	+ 7.4 / -24.4					+ 7.8 / -25.5				

CIE Pub.117, 1709 lm Total Lamp Luminous Flux Correct (8log(F/F0) = 1.9)
Area: 0.00413 m2

C Range: 0 - 360DEG
C Interval: 30.0DEG
Test Speed: HIGH
Temperature:25.3℃
Operators:zoe
Test Date:2024-12-24

Range: 0 - 180DEG
Interval: 1.0DEG
Test System:EVERFINE GO-SPEX500_V1 SYSTEM V2.00.461
Humidity:65.0%
Test Distance:3.160m [K=1.0000]
Remarks: LAMP:NF2W757GRT-V4 Ra:90
LENS:KY-XLZ148-36R
NOT DRIVER:48V
30minutes warm-up

UTILIZATION FACTORS TABLE

Test:U:47.997V I:0.3301A P:15.844W PF:1.0000 Freq:49.99Hz Lamp Flux:1709.4x1 lm		
NAME: OZ48-KD-16	TYPE:	WEIGHT:
SPEC.: 3000K	DIM.:	SERIAL No.: 2412241506
MFR.: RISE	SUR.: 0.00413m2	Shielding Angle:

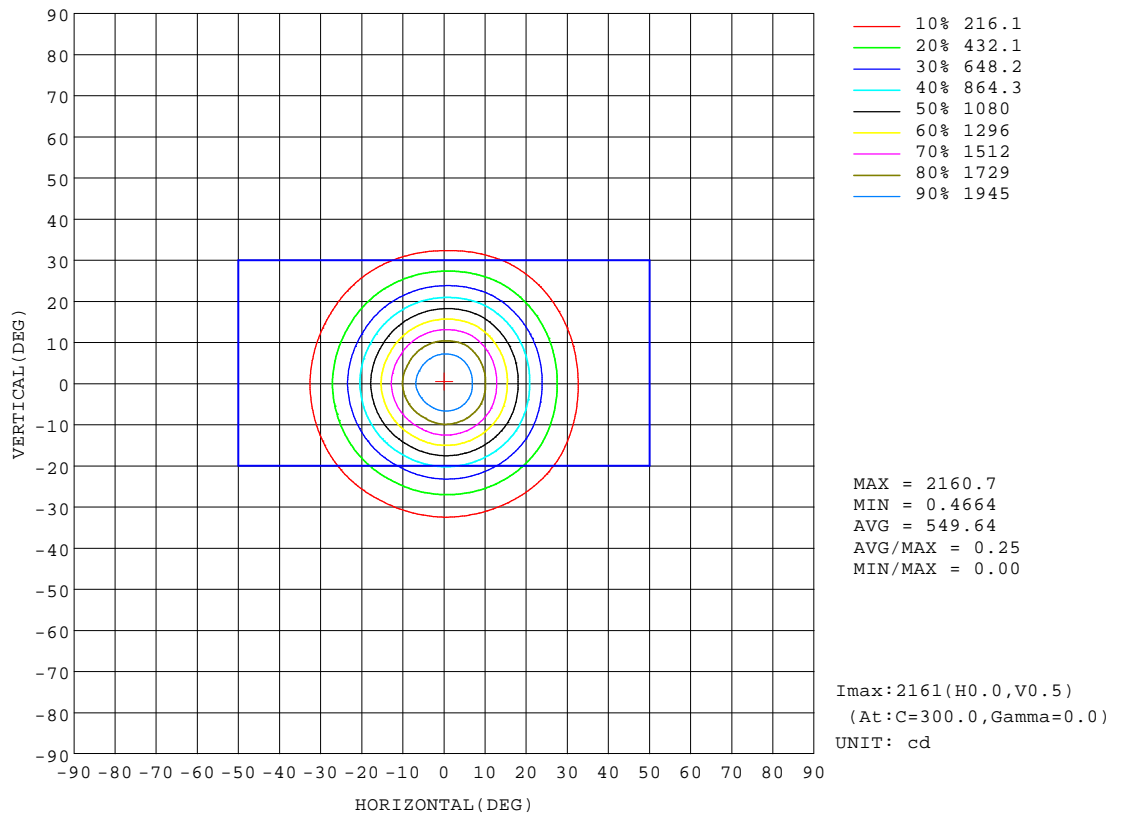
REFLECTANCE										
Ceiling	0.8	0.8	0.8	0.7	0.7	0.7	0.5	0.5	0.5	0
Walls	0.7	0.5	0.3	0.7	0.5	0.3	0.7	0.5	0.3	0
Working plane	0.2	0.2	0.2	0.2	0.2	0.2	0.2	0.2	0.2	0
ROOM INDEX	UTILIZATION FACTORS(PERCENT) $k(RI) \times RCR = 5$									
k = 0.60	49	46	44	48	45	44	48	45	44	42
0.80	53	50	48	52	50	48	52	49	48	46
1.00	55	52	50	54	52	50	53	52	50	48
1.25	57	54	52	56	54	52	55	53	52	50
1.50	58	56	54	57	55	54	56	55	53	51
2.00	59	57	56	59	57	55	57	56	54	52
2.50	60	58	57	59	58	56	58	56	55	52
3.00	61	59	58	60	58	57	58	57	56	53
4.00	62	61	59	61	60	59	59	58	57	53
5.00	63	61	61	61	60	60	59	59	58	54
ROOM INDEX	UF(total)									Direct
According to DIN EN 13032-2 2004			Suspended					SHRNOM = 1.25		

C Range: 0 - 360DEG
C Interval: 30.0DEG
Test Speed: HIGH
Temperature:25.3℃
Operators:zoe
Test Date:2024-12-24

Range: 0 - 180DEG
Interval: 1.0DEG
Test System:EVERFINE GO-SPEX500_V1 SYSTEM V2.00.461
Humidity:65.0%
Test Distance:3.160m [K=1.0000]
Remarks: LAMP:NF2W757GRT-V4 Ra:90
LENS:KY-XLZ148-36R
NOT DRIVER:48V
30minutes warm-up

ISOCANDELA DIAGRAM

Test:U:47.997V I:0.3301A P:15.844W PF:1.0000 Freq:49.99Hz Lamp Flux:1709.4x1 lm		
NAME: OZ48-KD-16	TYPE:	WEIGHT:
SPEC.: 3000K	DIM.:	SERIAL No.: 2412241506
MFR.: RISE	SUR.: 0.00413m2	Shielding Angle:

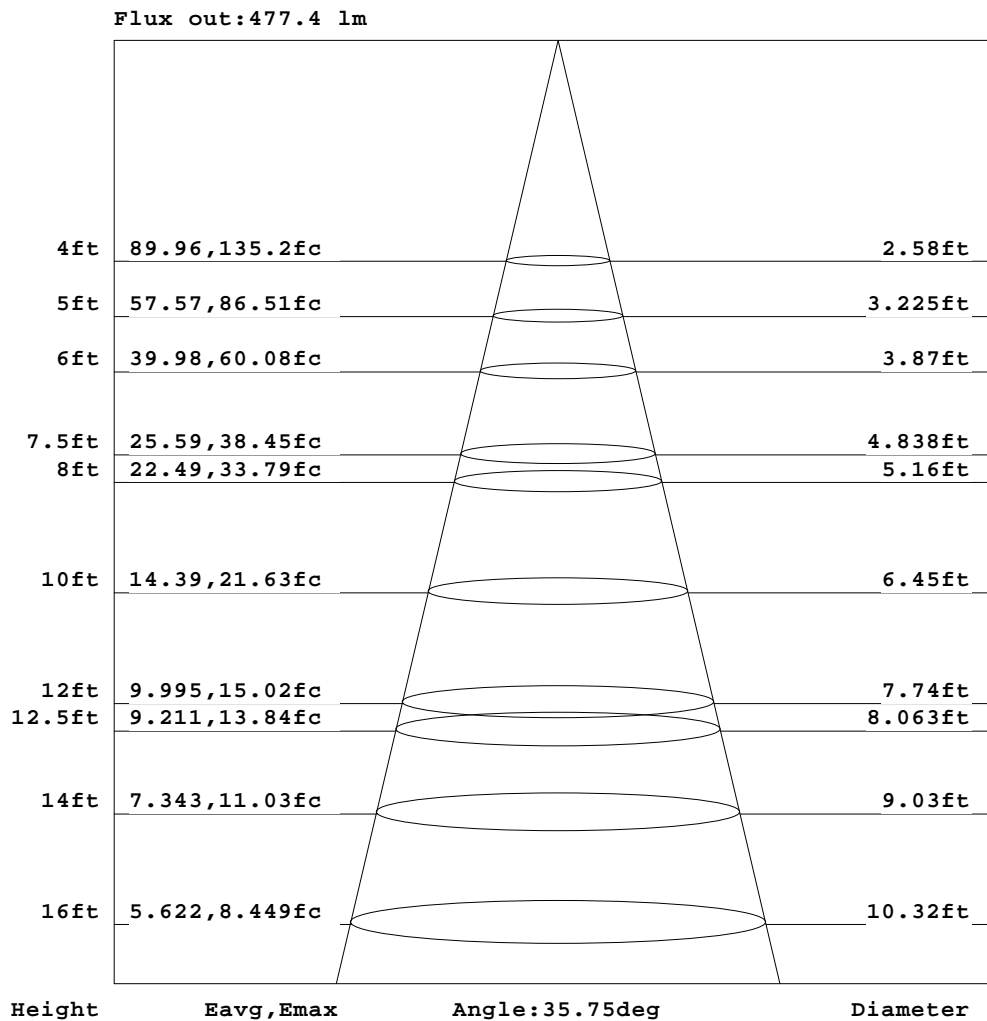


C Range: 0 - 360DEG
C Interval: 30.0DEG
Test Speed: HIGH
Temperature:25.3℃
Operators:zoe
Test Date:2024-12-24

Range: 0 - 180DEG
Interval: 1.0DEG
Test System:EVERFINE GO-SPEX500_V1 SYSTEM V2.00.461
Humidity:65.0%
Test Distance:3.160m [K=1.0000]
Remarks: LAMP:NF2W757GRT-V4 Ra:90
LENS:KY-XLZ148-36R
NOT DRIVER:48V
30minutes warm-up

AAI Figure

Test:U:47.997V I:0.3301A P:15.844W PF:1.0000 Freq:49.99Hz Lamp Flux:1709.4x1 lm		
NAME: OZ48-KD-16	TYPE:	WEIGHT:
SPEC.: 3000K	DIM.:	SERIAL No.: 2412241506
MFR.: RISE	SUR.: 0.00413m2	Shielding Angle:



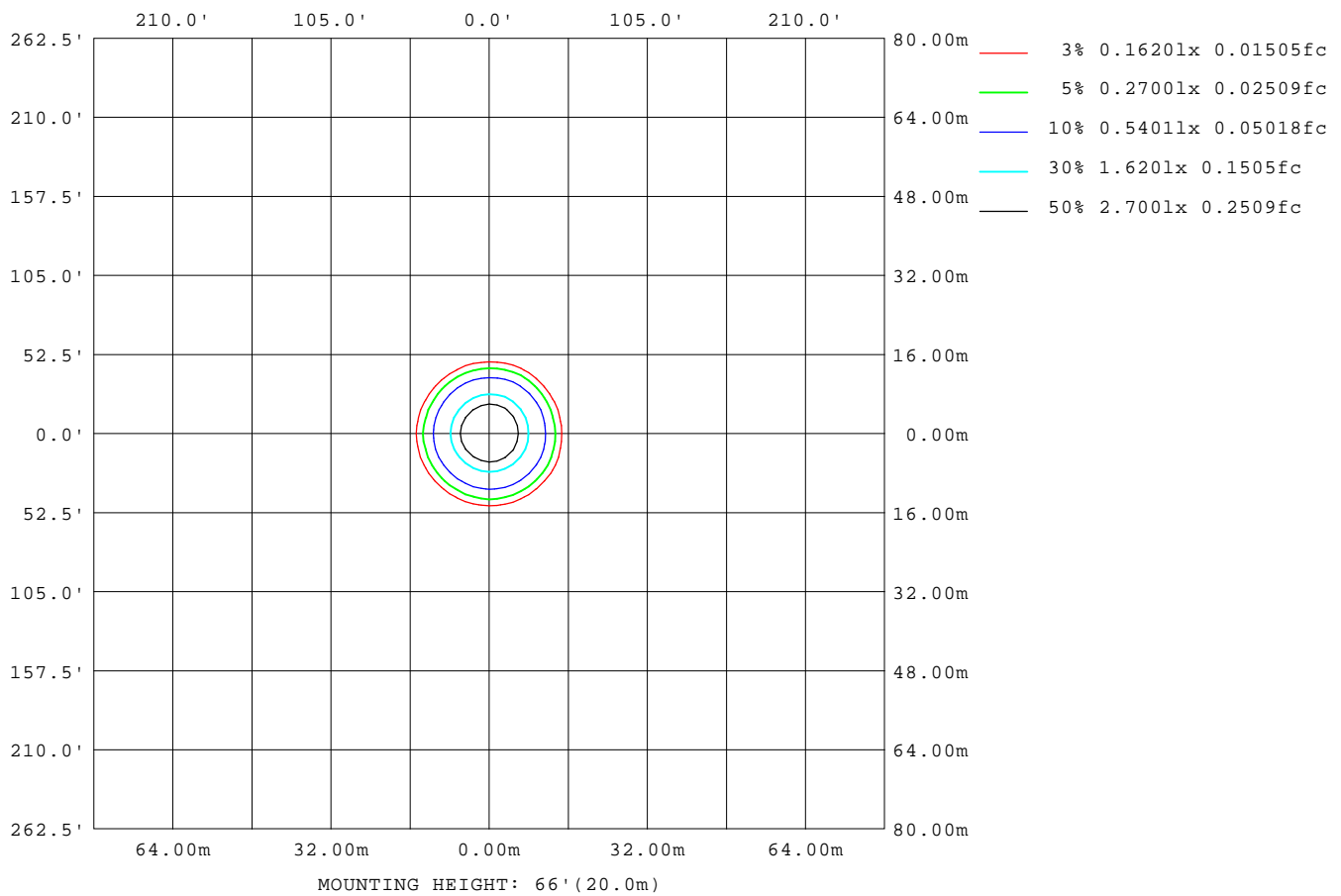
Note: The Curves indicate the illuminated area and the average illumination when the luminaire is at different distance.

C Range: 0 - 360DEG
C Interval: 30.0DEG
Test Speed: HIGH
Temperature: 25.3 °C
Operators: zoe
Test Date: 2024-12-24

Range: 0 - 180DEG
Interval: 1.0DEG
Test System: EVERFINE GO-SPEX500_V1 SYSTEM V2.00.461
Humidity: 65.0%
Test Distance: 3.160m [K=1.0000]
Remarks: LAMP: NF2W757GRT-V4 Ra: 90
LENS: KY-XLZ148-36R
NOT DRIVER: 48V
30minutes warm-up

ISOLUX DIAGRAM

Test:U:47.997V I:0.3301A P:15.844W PF:1.0000 Freq:49.99Hz Lamp Flux:1709.4x1 lm		
NAME: OZ48-KD-16	TYPE:	WEIGHT:
SPEC.: 3000K	DIM.:	SERIAL No.: 2412241506
MFR.: RISE	SUR.: 0.00413m2	Shielding Angle:



C Range: 0 - 360DEG
C Interval: 30.0DEG
Test Speed: HIGH
Temperature: 25.3 °C
Operators: zoe
Test Date: 2024-12-24

Range: 0 - 180DEG
Interval: 1.0DEG
Test System: EVERFINE GO-SPEX500_V1 SYSTEM V2.00.461
Humidity: 65.0%
Test Distance: 3.160m [K=1.0000]
Remarks: LAMP: NF2W757GRT-V4 Ra:90
LENS: KY-XLZ148-36R
NOT DRIVER: 48V
30minutes warm-up

LED Avg.L Report

Test:U:47.997V I:0.3301A P:15.844W PF:1.0000 Freq:49.99Hz Lamp Flux:1709.4x1 lm		
NAME: OZ48-KD-16	TYPE:	WEIGHT:
SPEC.: 3000K	DIM.:	SERIAL No.: 2412241506
MFR.: RISE	SUR.: 0.00413m2	Shielding Angle:

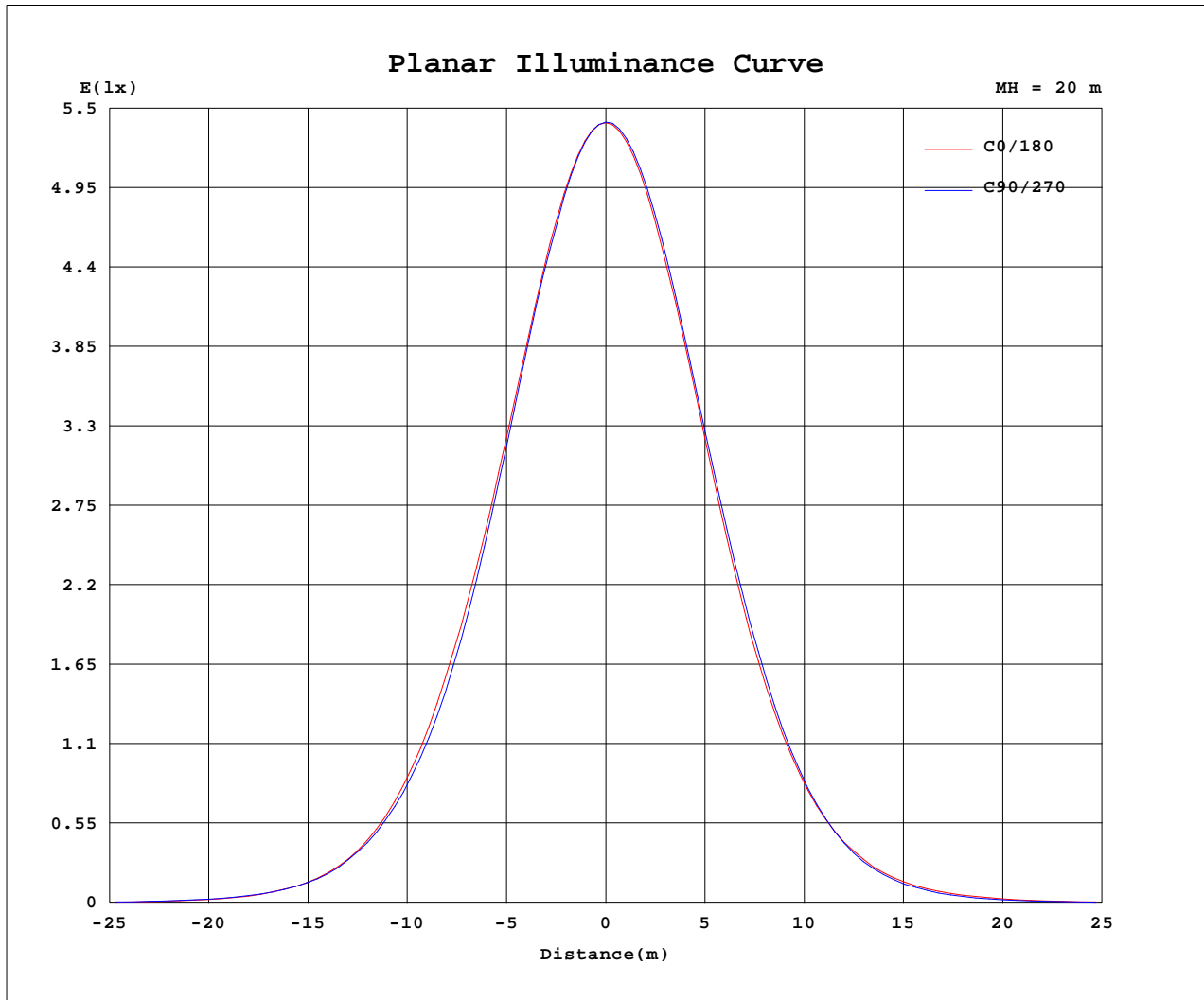
AvgL	cd/m2
L_0~180(65)av	29
L_0~180(75)av	32
L_0~180(85)av	76
L_90~270(65)av	22
L_90~270(75)av	24
L_90~270(85)av	65
L_45(65)av	24
L_45(75)av	20
L_45(85)av	39

Standard: GB/T 29293-2012

C Range: 0 - 360DEG
C Interval: 30.0DEG
Test Speed: HIGH
Temperature:25.3℃
Operators:zoe
Test Date:2024-12-24

Range: 0 - 180DEG
Interval: 1.0DEG
Test System:EVERFINE GO-SPEX500_V1 SYSTEM V2.00.461
Humidity:65.0%
Test Distance:3.160m [K=1.0000]
Remarks: LAMP:NF2W757GRT-V4 Ra:90
LENS:KY-XLZ148-36R
NOT DRIVER:48V
30minutes warm-up

Planar Illuminance Curve



C Range: 0 - 360DEG
 C Interval: 30.0DEG
 Test Speed: HIGH
 Temperature: 25.3 °C
 Operators: zoe
 Test Date: 2024-12-24

Range: 0 - 180DEG
 Interval: 1.0DEG
 Test System: EVERFINE GO-SPEX500_V1 SYSTEM V2.00.461
 Humidity: 65.0%
 Test Distance: 3.160m [K=1.0000]
 Remarks: LAMP: NF2W757GRT-V4 Ra:90
 LENS: KY-XLZ148-36R
 NOT DRIVER: 48V
 30minutes warm-up



LUMINOUS DISTRIBUTION INTENSITY DATA

Test:U:47.997V I:0.3301A P:15.844W PF:1.0000 Freq:49.99Hz Lamp Flux:1709.4x1 lm		
NAME: OZ48-KD-16	TYPE:	WEIGHT:
SPEC.: 3000K	DIM.:	SERIAL No.: 2412241506
MFR.: RISE	SUR.: 0.00413m2	Shielding Angle:

Table--1

UNIT: cd

C(DEG) (DEG)	0	30	60	90	120	150	180	210	240	270	300	330						
0	2161	2161	2161	2161	2161	2161	2161	2161	2161	2161	2161	2161						
5	2044	2051	2047	2036	2024	2032	2042	2035	2042	2054	2065	2055						
10	1736	1750	1733	1722	1699	1720	1738	1719	1736	1755	1783	1758						
15	1332	1339	1319	1299	1277	1299	1324	1303	1321	1349	1382	1358						
20	926	931	896	880	860	876	900	884	902	933	969	949						
25	574	581	557	540	518	532	552	530	547	566	601	586						
30	315	322	309	300	285	293	303	286	292	302	322	318						
35	150	158	148	146	139	144	150	139	137	140	149	147						
40	66.2	69.5	66.4	65.8	64.6	66.5	70.1	62.6	58.3	59.4	62.1	60.8						
45	25.2	28.0	26.1	28.1	27.7	28.6	30.1	25.4	23.3	22.9	24.4	23.1						
50	8.15	8.73	8.77	9.23	9.20	8.97	9.45	7.34	5.85	6.71	6.57	7.00						
55	1.21	1.38	1.28	1.27	1.10	1.27	1.29	0.78	0.55	0.65	0.68	0.86						
60	0.17	0.18	0.18	0.17	0.17	0.17	0.15	0.11	0.09	0.09	0.10	0.12						
65	0.06	0.06	0.04	0.04	0.04	0.05	0.05	0.04	0.03	0.03	0.03	0.04						
70	0.04	0.04	0.03	0.03	0.03	0.03	0.04	0.03	0.03	0.03	0.02	0.03						
75	0.04	0.03	0.02	0.03	0.02	0.02	0.03	0.02	0.02	0.03	0.02	0.02						
80	0.03	0.02	0.02	0.03	0.02	0.02	0.03	0.02	0.02	0.02	0.02	0.02						
85	0.03	0.02	0.02	0.02	0.02	0.02	0.02	0.01	0.01	0.02	0.01	0.02						
90	0.00	0.00	0.00	0.00	0.00	0.00	0.00	0.00	0.00	0.00	0.00	0.00						
95	0.00	0.00	0.00	0.00	0.00	0.00	0.00	0.00	0.00	0.00	0.00	0.00						
100	0.00	0.00	0.00	0.00	0.00	0.00	0.00	0.00	0.00	0.00	0.00	0.00						
105	0.00	0.00	0.00	0.00	0.00	0.00	0.00	0.00	0.00	0.00	0.00	0.00						
110	0.00	0.00	0.00	0.00	0.00	0.00	0.00	0.00	0.00	0.00	0.00	0.00						
115	0.00	0.00	0.00	0.00	0.00	0.00	0.00	0.00	0.00	0.00	0.00	0.00						
120	0.00	0.00	0.00	0.00	0.00	0.00	0.00	0.00	0.00	0.00	0.00	0.00						
125	0.00	0.00	0.00	0.00	0.00	0.00	0.00	0.00	0.00	0.00	0.00	0.00						
130	0.00	0.00	0.00	0.00	0.00	0.00	0.00	0.00	0.00	0.00	0.00	0.00						
135	0.00	0.00	0.00	0.00	0.00	0.00	0.00	0.00	0.00	0.00	0.00	0.00						
140	0.00	0.00	0.00	0.00	0.00	0.00	0.00	0.00	0.00	0.00	0.00	0.00						
145	0.00	0.00	0.00	0.00	0.00	0.00	0.00	0.00	0.00	0.00	0.00	0.00						
150	0.00	0.00	0.00	0.00	0.00	0.00	0.00	0.00	0.00	0.00	0.00	0.00						
155	0.00	0.00	0.00	0.00	0.00	0.00	0.00	0.00	0.00	0.00	0.00	0.00						
160	0.00	0.00	0.00	0.00	0.00	0.00	0.00	0.00	0.00	0.00	0.00	0.00						
165	0.00	0.00	0.00	0.00	0.00	0.00	0.00	0.00	0.00	0.00	0.00	0.00						
170	0.00	0.00	0.00	0.00	0.00	0.00	0.00	0.00	0.00	0.00	0.00	0.00						
175	0.00	0.00	0.00	0.00	0.00	0.00	0.00	0.00	0.00	0.00	0.00	0.00						
180	0.00	0.00	0.00	0.00	0.00	0.00	0.00	0.00	0.00	0.00	0.00	0.00						

C Range: 0 - 360DEG
C Interval: 30.0DEG
Test Speed: HIGH
Temperature:25.3℃
Operators:zoe
Test Date:2024-12-24

Range: 0 - 180DEG
Interval: 1.0DEG
Test System:EVERFINE GO-SPEX500_V1 SYSTEM V2.00.461
Humidity:65.0%
Test Distance:3.160m [K=1.0000]
Remarks: LAMP:NF2W757GRT-V4 Ra:90
LENS:KY-XLZ148-36R
NOT DRIVER:48V
30minutes warm-up